

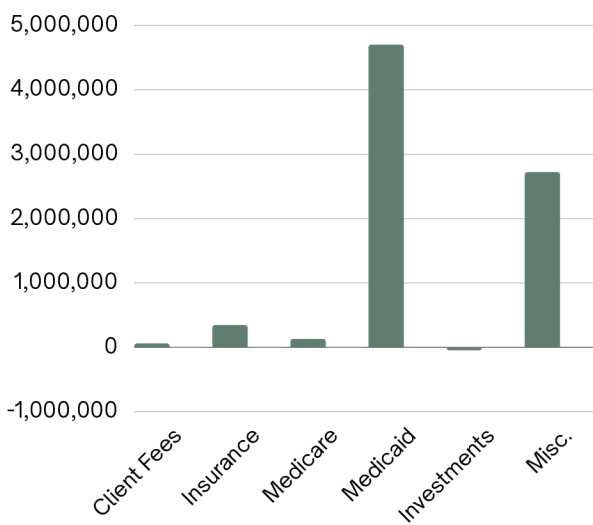
COMMUNITY COUNSELING CENTER

2022 Annual Report

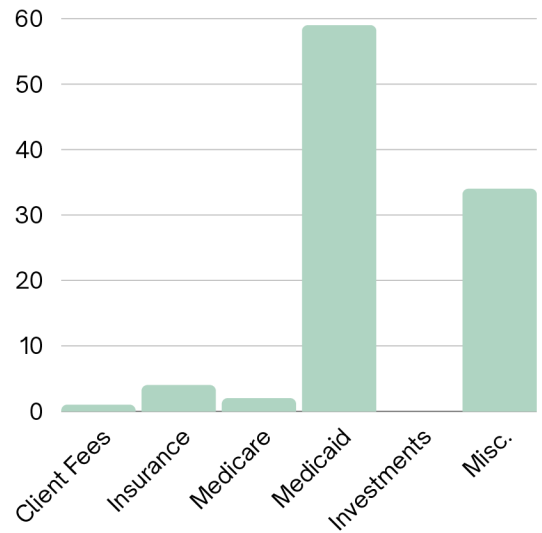
REVENUE AND EXPENSE OVERVIEW

Revenues totaled \$7,913,933 versus total expenses of \$7,443,914.

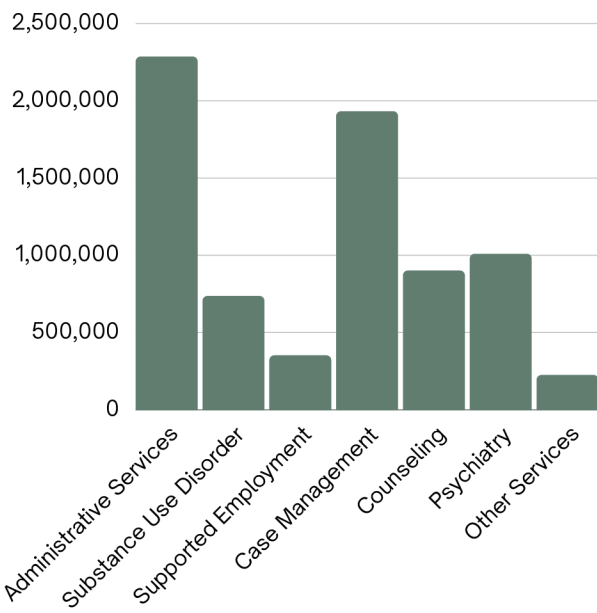
REVENUE (IN \$)



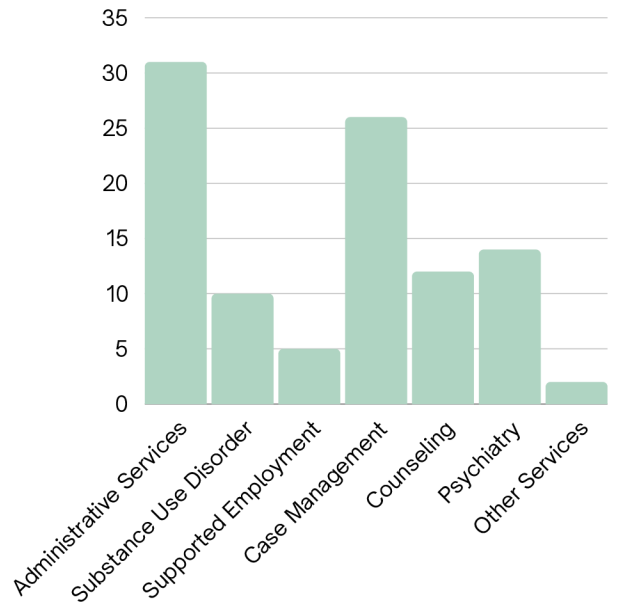
REVENUES (IN %)



EXPENSES (IN \$)

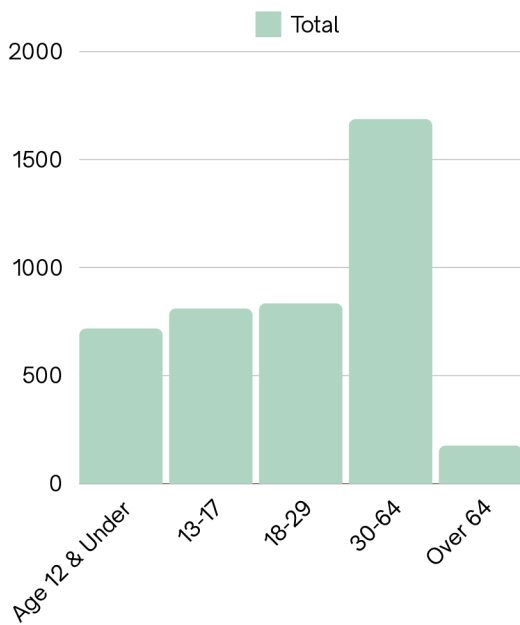


EXPENSES (IN %)



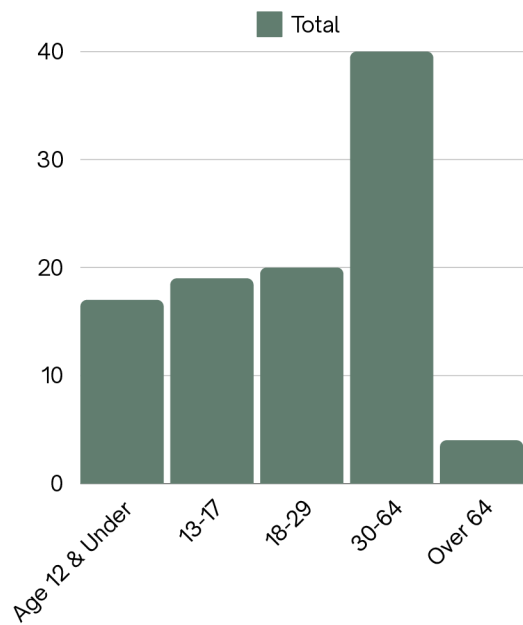
AGE DEMOGRAPHICS

Total Clients served: 4223



AGE DEMOGRAPHICS

Percentage of Clients Served



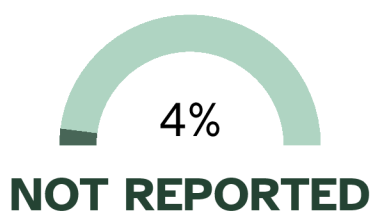
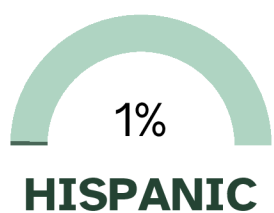
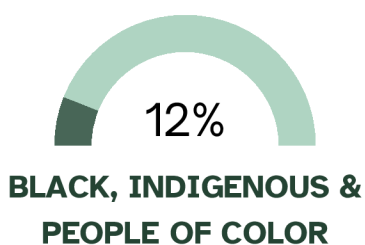
GENDER DEMOGRAPHICS

Female clients: 2,268 (53.17%)

Male clients: 1,933 (45.77%)



**RACE/ETHNICITY
DEMOGRAPHICS**



White	3506
Black, Indigenous & People of Color	532
Hispanic	18
Not Reported	167

ORGANIZATIONAL HIGHLIGHTS

- The grand opening of the Friendship Clubhouse, which provides a welcoming space for adults with severe and persistent mental illness to learn basic life skills as well as furthering their education and employment goals. Friendship Clubhouse members thrive in a member-driven community surrounded by others with lived experience.



- Partnered with Ravenwood Health to provide OhioRise Care Coordination services to eligible youth and their families.



- Received a four year Certified Community Behavioral Health Clinic Planning, Development, and Implementation (CCBHC-PDI) grant through the Substance Abuse and Mental Health Services Administration (SAMHSA). A CCBHC is a specially-designated clinic that receives flexible funding to expand the scope of mental health and substance use services available in their community. CCBHCs provide care for people with unmet needs.



Community
Counseling
Center

